




WELCOME PACKET



Sarah Golczewski Photography

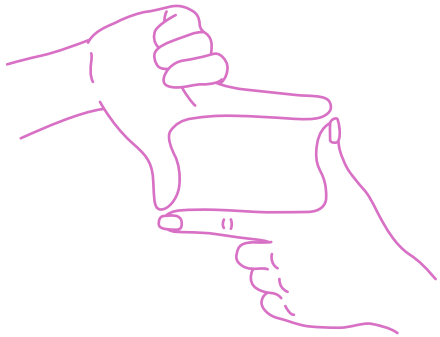
WELCOME

Now that we have set a day/time and chosen the package that works for you, it's time to go over policy and prepare for your shoot!



Cancellation Policy/Deposit

After booking I require a 50% deposit to hold the date. If you cancel within 24 hours of the session, the deposit is non-refundable.



Payment

Full payment is due the day of our shoot. I accept Venmo @Sarah-Golczewski, cash or check.

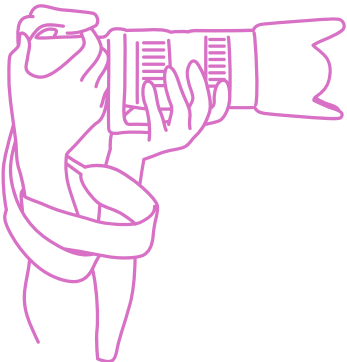


Photo Usage

The images from your shoot are for Personal and Non-Commercial use only. I ask that you do not edit any of these photos yourself and share them. You are free to post any and all of the unedited photos or photos edited by me, of course. Thank you!



WHAT'S NEXT?

Headshots/Portraits

What do I wear/bring?

- Wear what you love/makes you feel beautiful!
- Choose colors that fall in the mid-tone to jewel tone color range and avoid pastels and neons. The best colors to wear for headshots are the colors that lie in the mid-tone area of the color spectrum, or the muted or dark tones.
- Avoid colors close to your skin tone.
- Layering! A basic in black and white. A denim jacket, cardigan, or light sweater.
- Anything you may need to touch up your makeup or hair.
- Avoid highlighter as it may make your skin look extra shiny on camera.
- When in doubt, bring it!

How do I prepare?

- Take some time to think about how you would like to market yourself. What roles/projects are you excited about? This will inform the choices we make during our session and ensure these photos highlight the best version of you!
- Make a playlist! Listening to music that helps you relax will make the photos look more natural and it helps me too!! I want this to be a safe and relaxed environment for the both of us. It also helps me get to know you more.

Throughout the preparation process I can be as involved as you'd like for me to be. We can always text, zoom, or email to discuss anything further. I want you to feel confident and prepared walking in!



WHAT'S NEXT?


Creative Portraits

What do I wear/bring?

- Wear what you love/makes you feel beautiful!
- Any and all props/outfits you would like featured in your photos.
- Please come with your make-up already done.
- Anything you may need to touch up your makeup or hair.
- When in doubt, bring it!

How do I prepare?

- Communication! Make sure that you have fully communicated what you want for this shoot. I love creative shoots and I want your vision to be brought to life!
- I love a Pinterest board, so I encourage you to make a mood/style board for what you want your photos to look like. If Pinterest isn't for you, that's okay! We can always text, zoom or email and you can tell me what story you want to tell through these photos.
- Make a playlist! Listening to music that helps you relax will make the photos look more natural and it helps me too!! I want this to be a safe and relaxed environment for the both of us. It also helps me get to know you more.



SHOOTING

Yay! You booked your session and it's time to shoot!

Our shoot location is already discussed and we have a set time and location.

\

Come hair and makeup ready. Then we'll get started on your wardrobe to discuss your look(s) and do some final planning.

It's time to shoot! I'll take a few test shots and show them to you before we move forward to make sure you're happy. if you wish to change anything, (wardrobe, backdrop, etc.) now is the time. Once you're feeling good, we'll put on a playlist and shoot!

I approach every collaboration with joy, trust, and honesty. We will work together to bring your vision to life!



FINAL STEPS

You did it! I am so glad I could help bring your vision to life with these photos.

Upload

1

I will upload a google photos album with all the unedited photos within 3-5 business days.

Choosing the Photo(s)

2

From here, you can like and comment on your favorites to choose which ones you'd like retouched.

Downloading the Photo(s)

3

I will send you the edits in a separate album for you to download. **Any extra edited images you'd like retouched outside of your package are \$15 each.**

That's it! Please do not hesitate to reach out if you have any further questions or concerns. We can always schedule a brief zoom or phone call to talk further about your session. My contact info is on the next page.

SARAH GOLCZEWSKI

Photographer



(610)-209-2003



sarahgolczewski@gmail.com



Philadelphia, PA

Thank you!
